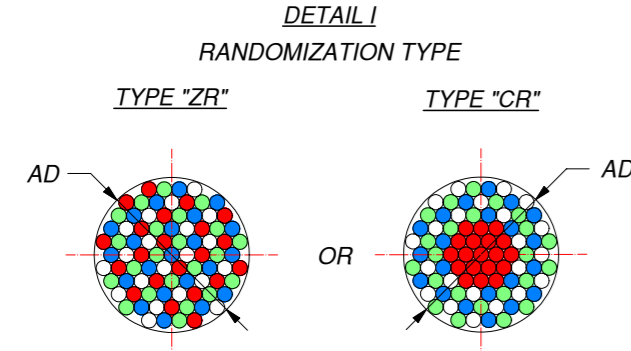


CUSTOMER DEFINED LENGTH IN [MM]						
L1	LA	L2	L3	L4	LN



EXAMPLE FOR 4 LEGS:
 RED FIBERS GO TO LEG "B1"
 WHITE FIBERS GO TO LEG "B2"
 BLUE FIBERS GO TO LEG "B3"
 GREEN FIBERS GO TO LEG "B4"

CUSTOMER DEFINED FIBER DIVISION	
PERCENTS [%] OF FIBERS	FIBER DIVISION
	FROM LEG "A" GO TO LEG "B1"
	FROM LEG "A" GO TO LEG "B2"
	FROM LEG "A" GO TO LEG "B3"

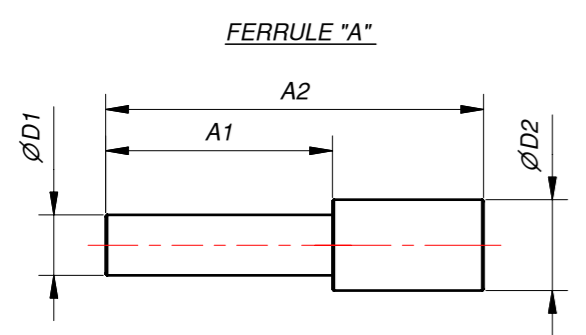
	FROM LEG "A" GO TO LEG "BN"

EXAMPLE:
 25% FIBERS FROM LEG "A" GO TO LEG "B1"
 25% FIBERS FROM LEG "A" GO TO LEG "B2"
 25% FIBERS FROM LEG "A" GO TO LEG "B3"
 25% FIBERS FROM LEG "A" GO TO LEG "B4"

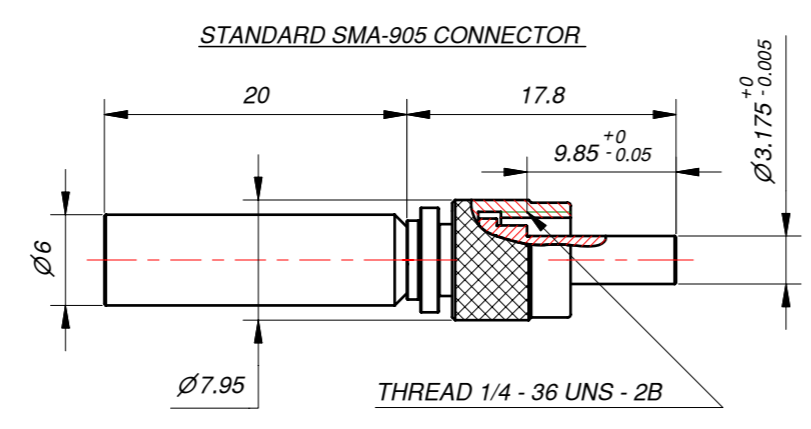
CODE EXPLANATION

MLFB7 - 2.2 / 1200 / [] / 4 R S3 - GM

ACTIVE DIAMETER "AD" IN [MM] CUSTOMER DEFINED	LENGTH "L1" IN [MM] CUSTOMER DEFINED	RANDOMIZATION TYPE "ZR" CR TYPE "CR" CD CUSTOMER	NUMBER OF LEGS CUSTOMER DEFINED	FIBERS JACKET ARE REMOVED NOT REMOVED R REMOVED	FERRULES MATERIAL S3 STAINLES STEEL A ALUMINIUM BA BLACK ALUMINIUM P PLASTIC CD CUSTOMER DEFINED	JACKETING TYPE P PVC GM GALVANIZED STEEL PVC MONOCOIL SS STAINLESS STEEL S SILICONE CD CUSTOMER DEFINED
--	---	---	------------------------------------	--	---	---



CUSTOMER DEFINED DIMENSIONS FOR FERRULE "A" IN [MM]			
∅D1	∅D2	A1	A2



FERRULES COULD BE MADE IN ACCORDANCE WITH CUSTOMER DRAWINGS

- MULTIMODE OPTICAL FIBER SELECTION:**
- POSSIBLE FIBER TRANSMISSION IN THE RANGE:
 ZLUV 180 - 1200 NM (NA=0.22; 0.26; LOWER NA ON REQUEST).
 ZLWF 400 - 2200 NM (NA=0.22; 0.26; LOWER NA ON REQUEST).
 ZLPUV 250 - 1100 NM (NA=0.37).
 ZLPWF 400 - 2200 NM (NA=0.37).
 - STRESS PROOF LOAD 100KPSI.
 - FOR OTHER FIBER PARAMETERS PLEASE LOOK FIBER CATALOG.

TITLE: MLFB7 - FIBER BUNDLE FUSED MULTI LEG - BUNDLE		
SIZE: A2	DRAWING NO.: MLFB5-001-00	REV.: A
FILE NAME: MLFB5-001-00.idw	ITEM NO.:	
COMPANY: Z-LIGHT, LTD.	CODE NO.:	
HOME PAGE: HTTP://WWW.Z-LIGHT.LV	ORDER NO.:	
SCALE: DO NOT SCALE	DIMENSIONS ARE IN MM	SHEET 1 OF 1