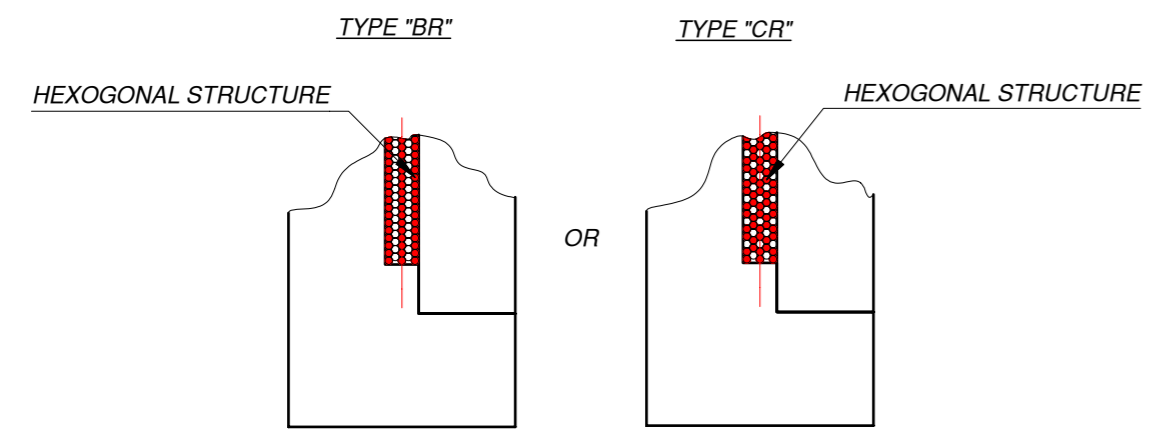


RANDOMIZATION  
 RED FIBERS GO TO LEG "B1"  
 WHITE FIBERS GO TO LEG "B2"



CUSTOMER DEFINED FIBER DIVISION	
PERCENTS [%] OF FIBERS	FIBER DIVISION
	FROM LEG "A" GO TO LEG "B1"
	FROM LEG "A" GO TO LEG "B2"

EXAMPLE:  
 60% FIBERS FROM LEG "A" GO TO LEG "B1"  
 40% FIBERS FROM LEG "A" GO TO LEG "B2"

**CODE EXPLANATION**

YB4 - 6.4 X 0.89 / 1200 / [ ] / 50 [ ] - S3 - GM

DIMENSIONS "X" AND "Y" IN [MM] CUSTOMER DEFINED

LENGTH "L1" IN [MM] CUSTOMER DEFINED

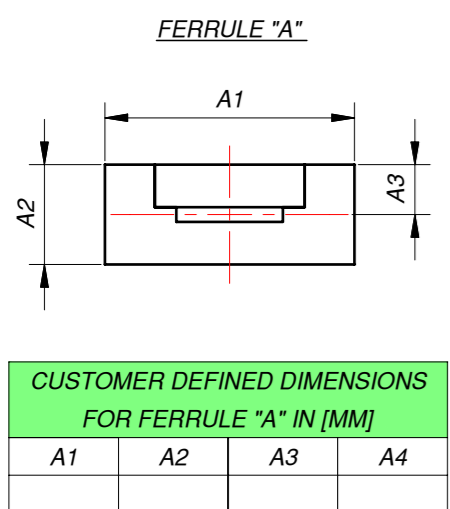
PERCENTS OF FIBERS FROM LEG "A" GO TO LEG "B1" CUSTOMER DEFINED

FIBERS JACKET ARE REMOVED

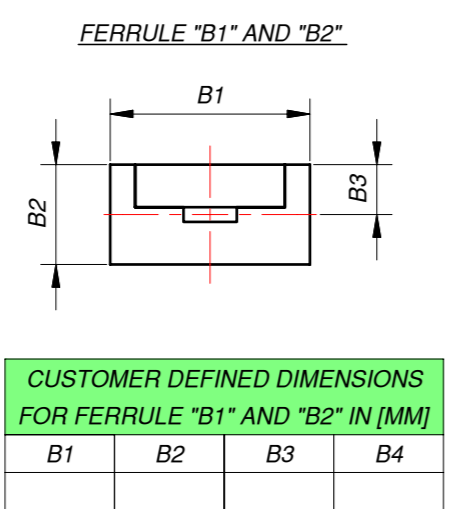
RANDOMIZATION	
TYPE "BR"	TYPE "CR"
CR	CD

FERRULES MATERIAL	
S3	STAINLES STEEL
A	ALUMINIUM
BA	BLACK ALUMINIUM
P	PLASTIC
CD	CUSTOMER DEFINED

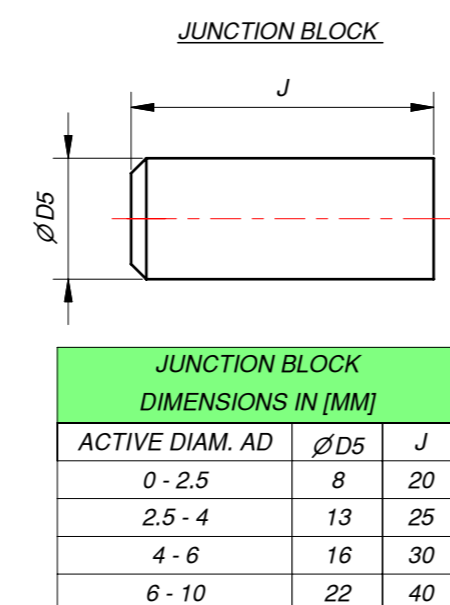
JACKETING TYPE	
P	PVC
GM	GALVANIZED STEEL
SS	STAINLESS STEEL
S	SILICONE
CD	CUSTOMER DEFINED



CUSTOMER DEFINED DIMENSIONS FOR FERRULE "A" IN [MM]			
A1	A2	A3	A4



CUSTOMER DEFINED DIMENSIONS FOR FERRULE "B1" AND "B2" IN [MM]			
B1	B2	B3	B4



JUNCTION BLOCK DIMENSIONS IN [MM]		
ACTIVE DIAM. AD	∅D5	J
0 - 2.5	8	20
2.5 - 4	13	25
4 - 6	16	30
6 - 10	22	40

- MULTIMODE OPTICAL FIBER SELECTION:**
- POSSIBLE FIBER TRANSMISSION IN THE RANGE:
    - ZLUV 180 - 1200 NM (NA=0.22; 0.26; LOWER NA ON REQUEST).
    - ZLWF 400 - 2200 NM (NA=0.22; 0.26; LOWER NA ON REQUEST).
    - ZLPUV 250 - 1100 NM (NA=0.37).
    - ZLPWF 400 - 2200 NM (NA=0.37).
  - STRESS PROOF LOAD 100KPSI.
  - FOR OTHER FIBER PARAMETERS PLEASE LOOK FIBER CATALOG.

TITLE: <b>YB4 - FIBER BUNDLE STANDARD Y - BUNDLE</b>		
SIZE: <b>A2</b>	DRAWING NO.: <b>YB4-001-00</b>	REV.: <b>A</b>
FILE NAME: YB4-001-00.idw	ITEM NO.:	
COMPANY: Z-LIGHT, LTD.	CODE NO.:	
HOME PAGE: HTTP://WWW.Z-LIGHT.LV	ORDER NO.:	
SCALE: DO NOT SCALE	DIMENSIONS ARE IN MM	SHEET 1 OF 1

FERRULES COULD BE MADE IN ACCORDANCE WITH CUSTOMER DRAWINGS