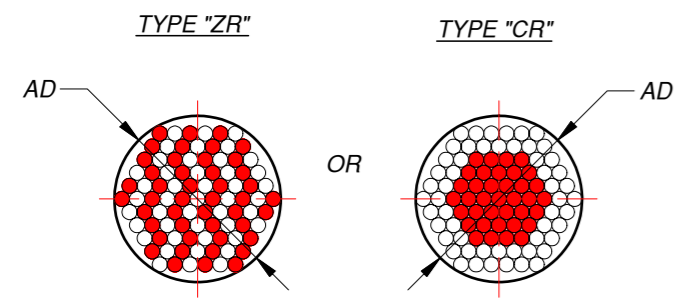


CUSTOMER DEFINED LENGTH IN [MM]		
L1	L2	L3

DETAIL I
RANDOMIZATION
RED FIBERS GO TO LEG "B1"
WHITE FIBERS GO TO LEG "B2"



CUSTOMER DEFINED FIBER DIVISION	
PERCENTS [%] OF FIBERS	FIBER DIVISION
	FROM LEG "A" GO TO LEG "B1"
	FROM LEG "A" GO TO LEG "B2"

EXAMPLE:
60% FIBERS FROM LEG "A" GO TO LEG "B1"
40% FIBERS FROM LEG "A" GO TO LEG "B2"

YB3- 3.2 X 0.89 / 1200 / [] / 50 R S3 GM

CODE EXPLANATION

DIMENSIONS "X" AND "Y" IN [MM] CUSTOMER DEFINED

LENGTH "L1" IN [MM] CUSTOMER DEFINED

PERCENTS OF FIBERS FROM LEG "A" GO TO LEG "B1" CUSTOMER DEFINED

FIBERS JACKET ARE REMOVED

FERRULES MATERIAL

S3	STAINLES STEEL
A	ALUMINIUM
BA	BLACK ALUMINIUM
P	PLASTIC
CD	CUSTOMER DEFINED

JACKETING TYPE

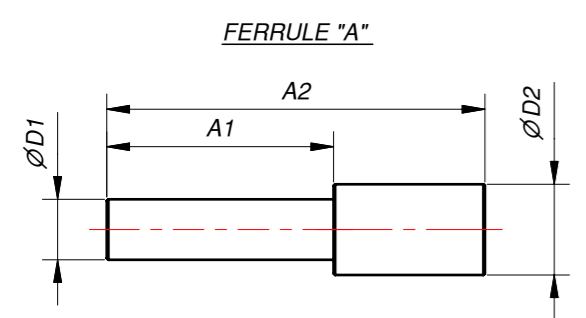
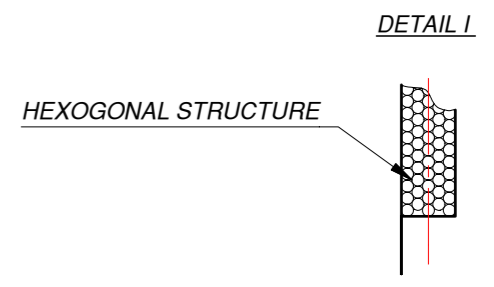
P	PVC
GM	GALVANIZED STEEL
GM	PVC MONOCOIL
SS	STAINLESS STEEL
S	SILICONE
CD	CUSTOMER DEFINED

RANDOMIZATION

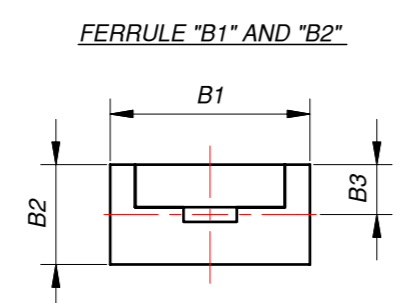
	TYPE "ZR"
CR	TYPE "CR"
CD	CUSTOMER

NOT REMOVED

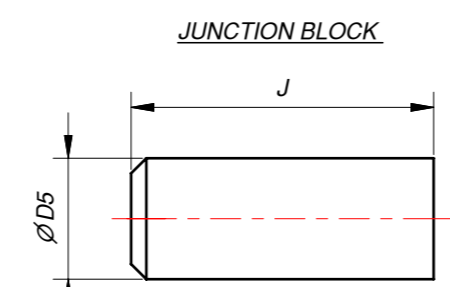
REMOVED



CUSTOMER DEFINED DIMENSIONS FOR FERRULE "A" IN [MM]			
∅D1	∅D2	A1	A2



CUSTOMER DEFINED DIMENSIONS FOR FERRULE "B1" AND "B2" IN [MM]			
B1	B2	B3	B4



JUNCTION BLOCK DIMENSIONS IN [MM]		
ACTIVE DIAM. AD	∅D5	J
0 - 2.5	8	20
2.5 - 4	13	25
4 - 6	16	30
6 - 10	22	40

- MULTIMODE OPTICAL FIBER SELECTION:**
- POSSIBLE FIBER TRANSMISSION IN THE RANGE:
ZLUV 180 - 1200 NM (NA=0.22; 0.26; LOWER NA ON REQUEST).
ZLWF 400 - 2200 NM (NA=0.22; 0.26; LOWER NA ON REQUEST).
ZLPUV 250 - 1100 NM (NA=0.37).
ZLPWF 400 - 2200 NM (NA=0.37).
 - STRESS PROOF LOAD 100KPSI.
 - FOR OTHER FIBER PARAMETERS PLEASE LOOK FIBER CATALOG.

FERRULES COULD BE MADE IN ACCORDANCE WITH CUSTOMER DRAWINGS

TITLE: YB3 - FIBER BUNDLE STANDARD Y - BUNDLE		
SIZE: A2	DRAWING NO.: YB3-001-00	REV.: A
FILE NAME: YB3-001-00.idw	ITEM NO.:	
COMPANY: Z-LIGHT, LTD.	CODE NO.:	
HOME PAGE: HTTP://WWW.Z-LIGHT.LV	ORDER NO.:	
SCALE: DO NOT SCALE	DIMENSIONS ARE IN MM	SHEET 1 OF 1